

Hard Refresh Shortcuts



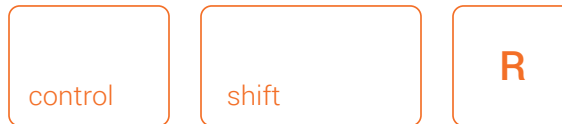
Chrome for Mac



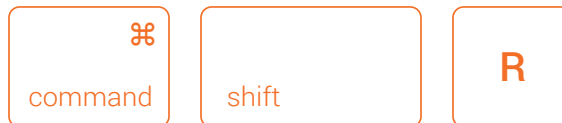
Chrome for PC



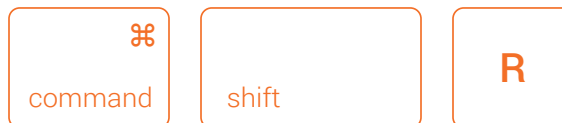
Firefox for Mac



Firefox for PC



Internet Explorer



Safari

To empty the cache, you need to turn on the **Develop** menu. Go to **Safari > Preferences...**, click the **Advanced** tab, and check **Show Develop** menu in menu bar.

1. Empty the cache



2. Refresh the page

